

## CHEMICAL TECHNOLOGY

Article

Received: 21 November 2023 | Revised: 26 January 2024 |

Accepted: 31 January 2024 | Published online: 23 February 2024

UDC 541.128

<https://doi.org/10.31489/2959-0663/1-24-5>

Sveta A. Dzhumadullaeva<sup>1\*</sup> , Abduali B. Baeshov<sup>2</sup> 

<sup>1</sup>*Khoja Akhmet Yassawi International Kazakh-Turkish University, Kazakhstan;*

<sup>2</sup>*D.V. Sokolsky Institute of Fuel, Catalysis and Electrochemistry, Almaty, Kazakhstan*

(\*Corresponding author's e-mail: [sveta.jumadullayeva@ayu.edu.kz](mailto:sveta.jumadullayeva@ayu.edu.kz))

### An Efficient Ion-Exchange Resin Catalysts for the Liquid-Phase Selective Hydrazinolysis of Succinic Acid

Dicarboxylic acid dihydrazides are widely used as pharmaceutical intermediates, plant growth regulators, water-based coating additives, epoxy crosslinking agents. Dihydrazides are prepared by adding hydrazine hydrate to an acid halides and diesters. In this work the hydrazinolysis of succinic acid was studied using various ion exchange resins as catalysts, and the optimum conditions and the reaction mechanism were identified. Analysis of the initial reagents and the target product were performed out using photolorimetric and IR spectroscopic methods, the composition of the target product was determined by elemental analysis. Hydrazinolysis of succinic acid were performed in aqueous medium in the temperature 90 °C for 3 h. Succinic acid conversion was 82–95 %, and the succinyldihydrazide yield 61–93 %. It has been shown the efficient catalysts for the hydrazinolysis of succinic acid are AV-17-8, AN-31 and AN-1 anion exchangers. The highest succinyldihydrazide yield (93 %) was obtained with anion exchanger AV-17-8. On the basis of IR spectroscopic studies, a plausible process mechanism was suggested. A probable mechanism of the process with the formation of supramolecular complexes with the participation of substrates and fixed polymer-bound quaternary ammonium and hydroxyl ions of the anion exchanger was proposed. Thus, the most efficient method of succinic acid dihydrazide preparation has been proposed in comparison with known methods.

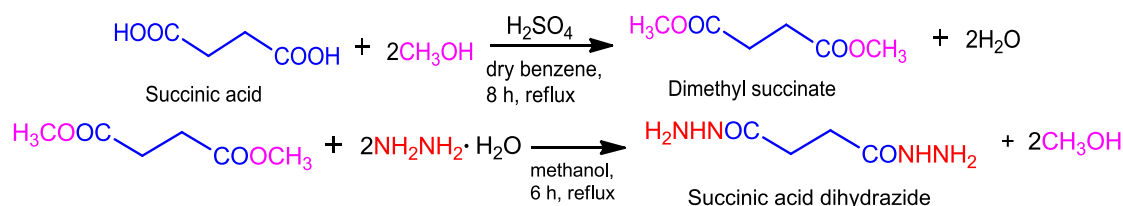
**Keywords:** succinic acid dihydrazide, hydrazinolysis, heterogenous catalyst, ion exchange resins, supramolecular complexes.

#### Introduction

Hydrazide derivatives of dicarboxylic acids are widely used as drugs with antimicrobial, antifungal, antibacterial, and antitubercular activity [1–6]. Among the substituted hydrazides of succinic acid, compounds with hypoglycemic and hypertensive effects were found [7]. Metal dihydrazide complex compounds as ecologically safe chemical compounds are applied in agriculture as efficient plant growth regulating chemicals [8]. For example, succinic acid 2,2-dimethylhydrazide (Daminoside) is a well known compound used as an active ingredient in plant growth regulating compositions [9, 10]. Dihydrazides are added to the composition of epoxy in varnishes and nickel corrosion inhibitors [11, 12]. Succinyldihydrazide is water-based coating additive, epoxy crosslinking agent, aldehyde remover, textile additive and biochemical reagent, which can be mainly used in laboratory organic synthesis process and chemical and pharmaceutical production research and development process [1–5, 11]. Many dihydrazides are used to recover metal ions from industrial waste water as reagents to form anti-corrosive metal coatings [13].

The preparation of dihydrazides from the corresponding dicarboxylic acids did not give the desired results, so they were synthesized by hydrazinolysis of various derivatives of dicarboxylic acids (acid halides and anhydrides, diesters) in medium of organic solvents [3, 14]. According to this method [15], the obtaining

succinyldihydrazide is carried out through the esterification of corresponding acid using concentrated sulfuric acid, followed hydrazinolysis of the resulting dimethyl succinate in methanol (Scheme 1):



Scheme 1. Synthesis of dimethyl succinate under acid catalysis conditions and hydrazinolysis of dimethyl succinate

The synthesis of dimethyl succinate is a demanding process. The reaction is carried out in a large excess of absolute methanol (therefore, its absolute is necessary, which requires the expenditure of electricity and reagents). The use of sulfuric acid as a catalyst experiences strong corrosivity, large environmental hazard, complex side reactions, low yield and the like. Second reaction step — hydrazinolysis of dimethyl succinate also has certain disadvantages: hydrazine hydrate concentration used in the method is 10 times of that of esters, the general reaction time is up to 14 hours, and the yield of succinic dihydrazide is only 89 %.

Therefore, the search for an efficient method for preparing dihydrazides with low production cost, high conversion rate and few side reactions is an urgent problem.

We have previously shown the possibility of using some cation exchange resins as catalysts for the hydrazinolysis of oxalic and maleic acids with yields of the corresponding hydrazides of 63 and 90 % [16]. Using kinetic and IR spectroscopic studies, a probable mechanism of the process was proposed that involved hydrogen ions of the polymer catalyst. However, there is no information in the literature about the use and catalytic properties of ion exchangers in the synthesis of other dihydrazides and about the reaction mechanism. Compared with inorganic catalysts, ion exchange resins exhibit excellent catalytic performance and are easily regenerated. The use of a solid ion exchange resin as catalyst has a number of advantages: the catalyst is easily separated from the reaction products, does not require neutralization and concentration, has high selectivity with respect to the target product, can be used many times after appropriate processing, and does not corrode the industrial equipment.

As a continuation of work on the exploration of novel heterogeneous catalysts for the preparation of acid dihydrazides, in the present paper we studied the reaction between succinic acid and aqueous hydrazine in the presence of ion exchange catalysts, and also identified the optimum conditions and the probable reaction mechanism using the IR spectroscopic method.

### *Experimental*

#### *Materials and Methods*

For preparation of succinic acid dihydrazide, commercial hydrazine hydrate and succinic acid were reagent grade without further purification. Hydrazine hydrate (purity 99.9 %) was provided by Ural Industrial Chemical Plant, Russia. Succinic acid (chemically pure) was provided by ChemBio Service, Russia. The solvents were purified and absolute according to standard methods. The following commercial ion exchange resins were used as catalysts: highly basic anion exchanger AV-17-8 (grain size 0.4–0.6 mm), weakly basic anion exchangers AN-31 (0.4–2.0 mm) and AN-1 (0.4–2.0 mm), strongly acidic sulfonic acid cation exchanger KU-2-8 (0.40–0.55 mm), and phosphoric acid cation exchanger KRF-10 P (0.5–1.0 mm), produced by Olaine Chemical Plant Biolar, Latvia. They were conditioned and converted into the H<sup>+</sup>/OH<sup>-</sup> form by a standard method [17]. The exchange capacity of ion exchangers was measured under static conditions by a standard method [18]. Exchange capacity of the ion exchanger, mg-equiv/g: AV-17-8 — 4.2; AN-31 — 3.8; AN-1 — 3.6; KU-2-8 — 3.0; KRF-10P — 3.2.

C, H and N elemental analyses were performed with a X-Calibur elemental analyzer (Xenometrix Ltd, Israel). The photocolometric analyses of succinic acid and corresponding dihydrazide were carried out on a Fluorat-02-5M device (Lumex, Russia) [19]. The course of reactions and the purity of the target product were monitored by TLC on Merck Silica gel 60G F254 plates. IR spectroscopic studies of initial reagents and the reaction product have been carried out on an Impact-410 FT-IR spectrometer (Nicolet, USA) as KBr pellets in the 4000–400 cm<sup>-1</sup> region.

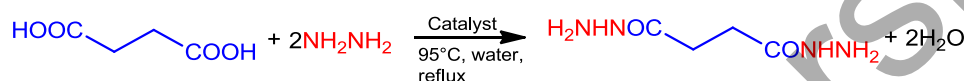
*General Procedure for the Preparation of Succinic acid Dihydrazide*

Succinic acid (0.85 mmol), hydrazine hydrate (1.5–2.6 mmol) and 1.0–2.5 g an air-dry polymer catalyst were mixed and heated in 8–20 ml of water for 1.5–4.0 h at 90 °C. Then, the final mixture was cooled and the catalyst was separated by filtration. The aqueous solution was evaporated, and the dry residue was recrystallized from absolute ethanol.

Yield: 93 % , m.p. 169–173 °C. IR (KBr,  $\nu$ ,  $\text{cm}^{-1}$ ): 3180, 3205, 3298, 3318, 1575, 1537 (N–H), 1632 (C=O), 1185, 1124, 1089 (C–N), 2880, 2928, 2966, 2651, 1461, 1423, 1396 (C–H), 1295, 1273, 1240, 664 ( $\text{CH}_2$ ), 953, 925 (N–N),  $\text{cm}^{-1}$ . Elemental analysis: Found, %: C, 32.85; H, 6.82; N, 38.33.  $\text{C}_4\text{H}_{10}\text{N}_4\text{O}_2$ . Calculated, %: C, 32.84; H, 6.84; N, 38.32.

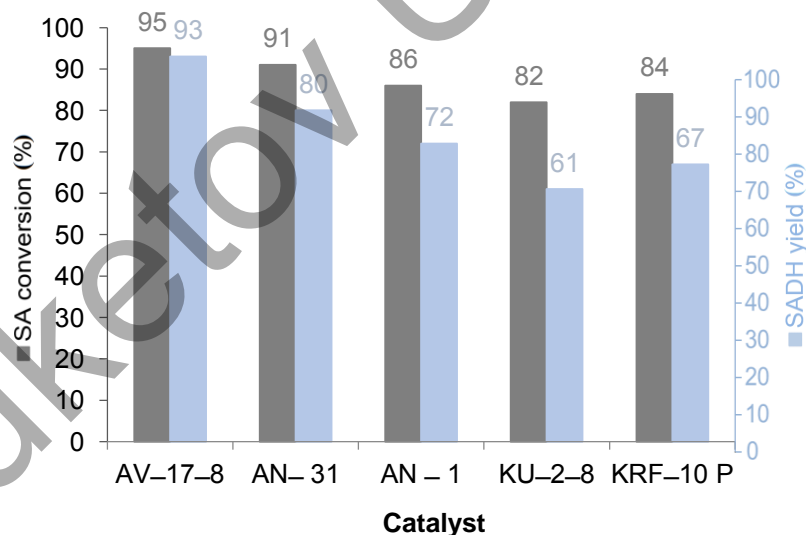
*Results and Discussion**Chemistry. Investigation of Catalytic Activity*

We found that succinic acid (SA) readily reacted with hydrazine hydrate (HH) on the catalyst, to yield succinyldihydrazide (SADH) (Scheme 2):



Scheme 2 Synthesis of succinic acid dihydrazide

In addition to succinyldihydrazide, monohydrazide succinic acid ( $\text{HOOCCH}_2\text{CH}_2\text{CONHNH}_2$ ) was obtained in small quantities. All tested catalysts are active in this process: the conversion of SA is 82–95 %, and the SADH yield is 61–93 % (Fig. 1). The highest SADH yield (72–93 %) with a SA-to-dihydrazide conversion selectivity of 96–97.4 % is obtained with AV-17-8, AN-31 and AN-1. However, the polymer catalysts KU-2-8 and KRF-10P, which have the properties of solid acids, did not show sufficient activity in the process under study.



Reaction conditions: SA:HH:Catalyst:H<sub>2</sub>O mass ratio of 1:0.82:2:8, 90 °C, 3 h

Figure 1. Comparison of the catalytic activity of ion exchangers in the reaction succinic acid with hydrazine\*

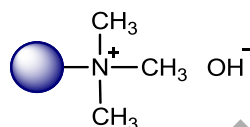
In addition to being composition and structure dependent, the catalytic properties of the ion exchangers are strongly influenced by the operating conditions. When studying the influence of various factors (duration of the experiment, concentration of substrates and catalyst) on the process, it was found that in the case of using AV-17-8 (OH), the yield of SADH reaches 93 % (Table). The optimal conditions for preparation SADH from SA at 90 °C were identified: contact time 3 h, SA:HH:Catalyst:H<sub>2</sub>O mass ratios of 1:0.82:2:8.

SADH synthesis over the catalyst AV-17-8 (OH) at 90 °C

SA:HH:Cat:H <sub>2</sub> O	Time, h	SADH yield, %	SA:HH:Cat:H <sub>2</sub> O	Time, h	SADH yield, %
1:0.84:2:8	1.5	59	1:0.76:2:8	3.0	73
1:0.84:2:8	2.5	82	1:1.05:2:8	3.0	90
1:0.84:2:8	3.0	93	1:1.34:2:8	3.0	89
1:0.84:2:8	4.0	89	1:0.84:2:8	2.0	68
1:0.84:1.0:8	3.0	64	1:0.84:2:10	3.0	91
1:0.84:1.5:8	3.0	80	1:0.84:2:12	3.0	85
1:0.84:2.5:8	3.0	83	1:0.84:2:20	3.0	82

### IR Spectroscopy. Proposed Reaction Mechanism

Basing on the reference information it could be suggested that hydrazinolysis of SA on the catalyst AV-17-8 (OH) ion-exchange resin occurred via a heterogeneous catalytic mechanism in which the polymerbound quaternary ammonium ions and OH ions are responsible for the process [20] (Scheme 3):



Scheme 3. The active site of catalyst AV-17-8 (OH)

Depending on the nature of the active center of the ion exchanger, non-covalent interaction (electrostatic, hydrogen bonding, Van der Waals forces) can occur, resulting in the formation of supramolecules – complex associates consisting of two or more molecules held together by intermolecular forces. Based on the data on the IR spectra of the AV-17-8 anion exchanger after interaction with succinic acid and hydrazine, various aggregate supramolecular complexes of adsorbed molecules with active centers of the ion-exchange resin were found [21].

In the spectrum characterizing the interactions of succinic acid with AV-17-8 (OH), there is no very intense absorption bands at  $1739\text{ cm}^{-1}$  that is due to the stretching vibrations of the C=O group and an absorption band at  $907\text{ cm}^{-1}$  assigned to the out-of-plane deformation vibration of the OH group of succinic acid (Fig. 2).

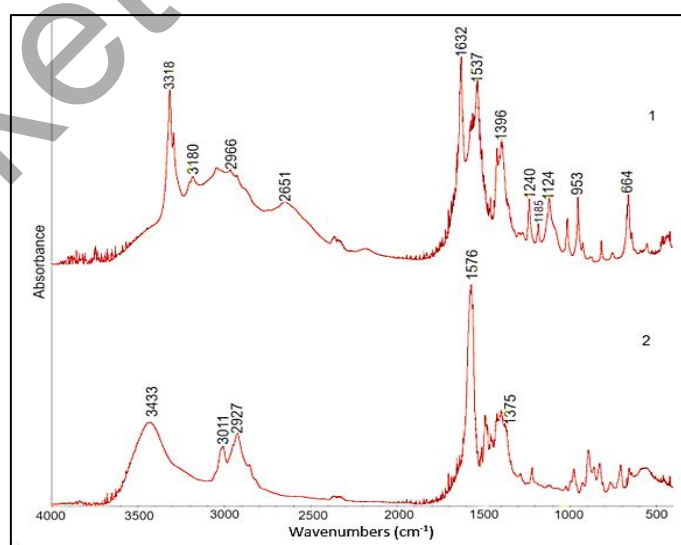
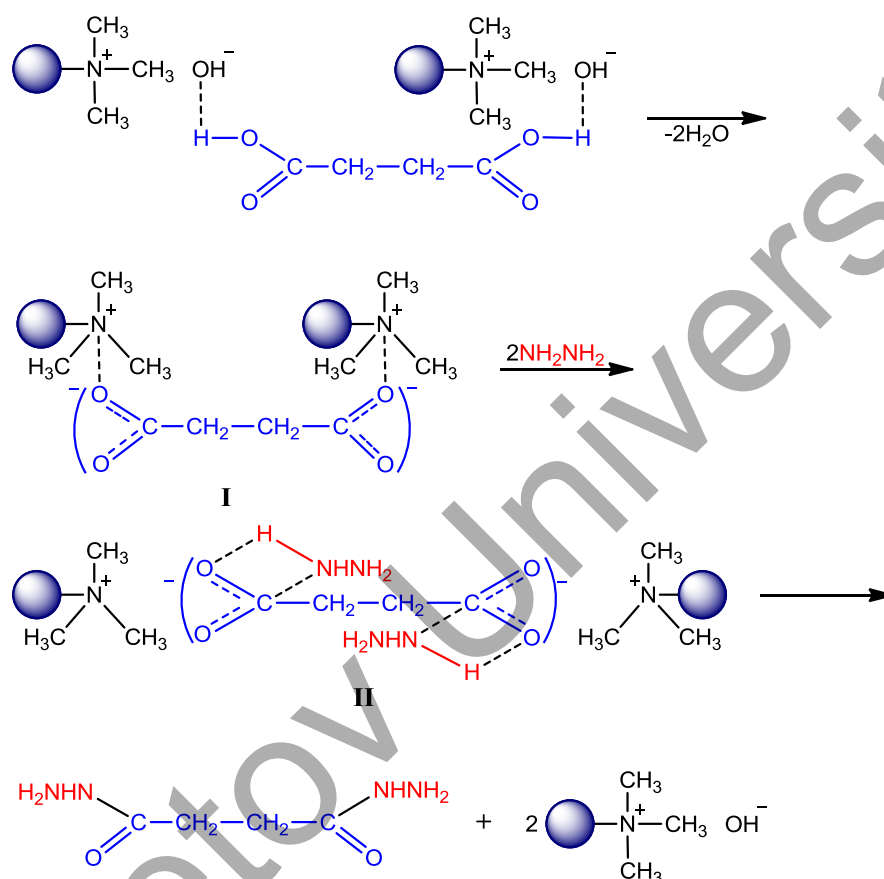


Figure 2. IR absorption spectra of (1) succinic dihydrazide and (2) the interaction product of succinic acid with the catalyst

In the range of  $3800\text{--}2500\text{ cm}^{-1}$ , a broad, intense band with maxima at  $3433$ ,  $3011$  and  $2927\text{ cm}^{-1}$  is observed, the bands with frequencies of  $2927$ ,  $2880$ ,  $1421$  and  $1398\text{ cm}^{-1}$  refer to the stretching and bending vibrations of the C–H groups. It was found that the adsorption of succinic acid is carried out due to yield a hydrogen bond with hydroxyl groups located on the surface of the catalyst [22]. Along with the characteristic anion exchanger bands, intense absorption bands at  $1375$  and  $1576\text{ cm}^{-1}$  appear, which can be assigned to symmetric and antisymmetric vibrations of the carboxylate group —  $\text{COO}^-$  which became the counterions of the fixed cations of the resin (intermediate **I**). Consequently, the carboxylate anion-catalyst complex decomposes under the action of hydrazine to yield the intermediate **II**, which is converted to the desired dihydrazide with subsequent regeneration of the active site (Scheme 4):



Scheme 4. Proposed mechanism for the synthesis of SADH on the AV-17-8 (OH) as catalyst

Similar IR spectroscopic and kinetic evidences supporting the formation of adsorption complexes under the conditions of interfacial catalysis established during alkylation of different benzyl amines, ketones in an aqueous medium, catalyzed by quaternary ammonium salts, and reaction of oleic acid with hydrazine on the polymer catalyst [20, 23, 24].

#### Reusability of the Catalyst

After the reaction completion, the polymer catalyst AV-17-8 is treated with an aqueous-alcoholic solution, which washes out the dihydrazide adsorbed on the ion exchanger surface, then it is regenerated with a 10 % of NaOH solution. As a result, the ion exchanger operation life considerably increases, and the catalyst preserves the initial activity and selectivity for a long time.

#### Conclusions

In summary, we have proposed a one-step method for obtaining of succinic acid dihydrazide using a novel heterogeneous, efficient and reusable ion-exchange catalysts. It established that the most efficient catalysts for the selective hydrazinolysis of succinic acid are basic anion exchangers AV-17-8 and AN-31. The conversion of succinic acid was 91–95 %, and yield of SADH was 80–93 %. Conditions were determined for the catalytic synthesis of SADH on anion exchanger AV-17-8 (OH) in aqueous medium, which provided

yields of SADH as high as 93 %. A probable mechanism of the reaction with the participation of fixed ammonium ions and counterions of the anion exchanger was proposed on the basis of results from IR spectroscopic studies. The polymer catalyst AV-17-8 used can be easily recovered and reused without a significant decrease in the yield of the product. The proposed one-step method offers several advantages: high selectivity of the process with respect to the target product, repeated use of a catalyst, no need for anticorrosion equipment and organic solvents, environmental safety compared to known methods for synthesis of dihydrazides, therefore the method can be useful and attractive for preparation of succinyldihydrazide.

#### Author Information\*

\*The authors' names are presented in the following order: First Name, Middle Name and Last Name

**Sveta Absadykovna Dzhumadullaeva** (corresponding author) — Candidate of Chemical Sciences, Professor of the Khoja Akhmet Yassawi International Kazakh-Turkish University, B. Sattarchanov avenue, 29, 160200, Turkestan, Kazakhstan; e-mail: [sveta.jumadullayeva@ayu.edu.kz](mailto:sveta.jumadullayeva@ayu.edu.kz); <https://orcid.org/0000-0003-2673-2915>

**Abduali Baeshovich Baeshov** — Doctor of Chemical Sciences, Academician of the National Academy of Sciences of the Republic Kazakhstan, D.V. Sokolsky Institute of Fuel, Catalysis and Electrochemistry, Kunaev street, 142, 050010, Almaty, Kazakhstan; e-mail: [bayeshov@mail.ru](mailto:bayeshov@mail.ru); <https://orcid.org/0000-0003-0745-039X>

#### Author Contributions

The manuscript was written through contributions of all authors. All authors have given approval to the final version of the manuscript. **CRedit**: **Sveta Absadykovna Dzhumadullaeva** conceptualization, data curation, investigation, methodology, validation, visualization, writing-review & editing; **Abduali Baeshovich Baeshov** conceptualization, formal analysis, visualization, resources, supervision, validation, writing-review & editing.

#### Conflicts of Interest

The authors declare no conflict of interest.

#### References

- 1 Abo-Bakr, A.M. (2013). Synthesis and evaluation of antimicrobial activity of some new heterocyclic compounds using succinic acid dihydrazide as a precursor. *International Journal of Scientific and Engineering Research*, 4(10), 1438–1445.
- 2 Satyanarayana, A., Kenie, D.N., & Shyamala, P. (2013). Speciation Study on the Interaction of Some Divalent Transition Metal Ions with Succinic acid Dihydrazide in Aqueous Medium. *Acta Chimica Slovenica*, 60, 807–812.
- 3 Dhasarathan, S., Shunmugaperumal, S., & Selvaraj, P.K. (2022). Synthesis of Ferrocene Based Schiff Possessing Different Metal Ion Sensing Aptitude and Partaking Antimicrobial Activity. *Journal of the Mexican Chemical Society*, 66(3), 343–361. <https://doi.org/10.29356/jmcs.v66i3.1677>
- 4 Bonacorso, H.G., Cechinel, C.A., Pittaluga, E.P., Ferla A. et al. (2010). Succinic Acid Dihydrazide: a Convenient *N,N*-Double Block for the Synthesis of Symmetrical and non-Symmetrical Succinyl-bis[5-trifluoro(chloro)methyl-1*H*-pyrazoles]. *Journal of the Brazilian Chemical Society*, 21(9), 1656–1663. <https://doi.org/10.1590/S0103-50532010000900009>
- 5 Topić, E., Damjanović, V., Pičuljan, K., Vrdoljak, V., & Rubčić, M. (2022). Succinyl and Adipoyl Dihydrazones: A Solid-State, Solution and Antibacterial Study. *Crystals*, 12, 1175–1187. <https://doi.org/10.3390/cryst12081175>
- 6 Ali, S., Singh, V., Jain, P., & Tripathi, V. (2019). Synthesis, antibacterial and molecular docking studies of macrocyclic metal complexes of dihydrazide and diketone. *Journal of Saudi Chemical Society*, 23, 52–60. <https://doi.org/10.1016/j.jscs.2018.04.005>
- 7 Dolzhenko, A.V., Kolotova, N.V., Koz'minykh, V.O., Syropyatov, B.Ya., Kotegov, V.P., & Godina, A.T. (2002). Sintez i farmakologicheskaia aktivnost zameshchennykh amidov i gidrazidov yantarnoi kisloty [Synthesis and pharmacological activity of substituted amides and hydrazides of succinic acid]. *Khimiko-farmatsevticheskiy zhurnal — Pharmaceutical Chemistry Journal*, 36, 174–176 [in Russian]. <https://doi.org/10.1023/A:1019824419554>
- 8 Freeman, J.A. & Carne, I.C. (1970). Use of succinic acid 2,2-dimethyl hydrazide (ALAR) to reduce winter injury in strawberries. *Canadian Journal of Plant Science*, 50, 189–190. <https://doi.org/10.4141/cjps70-069>
- 9 Székács, A. (2021). In: R. Mesnage, J. Zaller (Ed) *Herbicides: Chemistry, Efficacy, Toxicology, and Environmental Impacts*, Elsevier Science, 41–86. <https://doi.org/10.1016/B978-0-12-823674-1.00008-0>

- 10 Huang, C.H. & Stone, A.T. (2003). Transformation of the plant Growth regulator daminozide (Alar) and structurally related compounds with Cu II ions: oxidation versus hydrolysis. *Environmental Science and Technology*, 37(9), 1829–1837. <https://doi.org/10.1021/es026244w>
- 11 Kenie, D.N., Satyanarayana, A., & Shyamala, P. (2015). Chemical Speciation Study of Ternary Complexes of Cu (II) with Succinic acid Dihydrazide and Some Amino Acids in Aqueous Solution. *Chemistry and Materials Research*, 7(4), 93–102.
- 12 Amin, M.A., Shokry, H., & Mabrouk, E.M. (2012). Nickel corrosion inhibition in sulfuric acid — electrochemical studies, morphologies, and theoretical approach. *Corrosion*, 68(8), 699–712. <https://doi.org/10.5006/0508>
- 13 Miminoshvili, E.B. (2009). Metal hydrazidocomplexes. *Journal of Structural Chemistry*, 50, 174–181. <https://doi.org/10.1134/S0036023609010252>
- 14 Farouk, K., Mohamad, K.Ch., & Wail, A. (2012). Synthesis of Macrocyclic Bis-Hydrazone and their use in Metal Cations Extraction. *International Scholarly Research Network. Organic Chemistry*, 1–8. <https://doi.org/10.5402/2012/208284>
- 15 Tomuta, A.M., Ramis, X., Ferrando, F., & Serra, A. (2012). The use of dihydrazides as latent curing agents in diglycidyl ether of bisphenol A coatings. *Progress in Organic Coatings*. 74, 59–66. <https://doi.org/10.1016/j.porgcoat.2011.10.004>
- 16 Dzhumadullaeva, S.A. & Bayeshov, A.B. (2021). Liquid Phase Synthesis of 1,2-Dihydropyridazine-3,6-dione in the Presence of Ionite Catalysts. *Russian Journal of Physical Chemistry A*, 95(5), 954–957. <https://doi.org/10.1134/S0036024421050101>
- 17 GOST 10896-7 Ionity. Podgotovka k ispytaniyu [Ion-exchange resins. Preparation of specimens for test] (1998). Moscow: Izdatelstvo standartov, 7 [in Russian]. <https://docs.cntd.ru/document/1200018359>
- 18 GOST 20255.1-89. Ionity. Metod opredeleniia staticheskoi obmennoi yemkosti [Ion-exchange resins. Method of determining static ion-exchange capacity] (2002). Moscow: Izdatelstvo standartov, 6 [in Russian]. <https://docs.cntd.ru/document/1200018372>
- 19 Korenman I.M. (1975). *Fotometricheskii analiz. Metody opredeleniia organicheskikh soedinenii* [Photometric Analysis. Methods for the determination of organic compounds]. Moscow: Khimiia — Chemistry. Publishing [in Russian].
- 20 Dzhumadullaeva, S.A. & Baeshov, A.B. (2019). Study of kinetics and mechanism of heterogenous catalytic hydrazinolysis of oleic acid. *Russian Journal of General Chemistry*, 89(2), 190–193. <https://doi.org/10.1134/S1070363219020038>
- 21 Dzhumadullaeva, S.A., Bayeshov, A.B., Altynbekova, M.O., & Abzhalov, B.S. (2018). Supramolecular complexes of ionites with organic substrates. *News of National Academy of Sciences of the Republic of Kazakhstan. Series Chemistry and Technology*, 2 (428), 26–30. <https://doi.org/10.32014/2018.2518-1491>
- 22 Rabo, J.A. (1981). Unifying principles in zeolite chemistry and catalysis. *Catalysis Reviews. Science and Engineering*, 23(1-2), 293–313. <https://doi.org/10.1080/03602458108068080>
- 23 Schönbauer, D., Spettel, M., Police, R., Pittenauer, E., & Schnürch, M. (2019). Investigations of the generality of quaternary ammonium salts as alkylating agents in direct C-H alkylation reactions: solid alternatives for gaseous olefins. *Organic and Biomolecular Chemistry*, 17, 4024–4030 <https://doi.org/10.1039/C9OB00243J>
- 24 Dermeik, S. & Sasson, Y. (1985). Effect of water on the extraction and reactions of fluoride anion by quaternary ammonium phase transfer catalysts. *Journal of Organic Chemistry*, 50(6), 879–882. <https://doi.org/10.1021/jo00206a031>