

ересектердің дұрыс, таза сөйлеуі; көркем әдебиет шығармаларын оқуы; театр қойылымдарына, көрмелерге, концерттерге және т.б. баруы. Сонымен қатар, бүгінгі таңда көптеген ата-аналар өз сөйлеуінде баланың тіліне бейімделуге тырысады және сөздерді әдейі бұрмалайды-әзілдейді; басқалары баламен қарым-қатынаска жеткіліксіз назар аударады және оны теледидар бағдарламаларын, фильмдерді, компьютердегі ойындарды және т.б. көрумен алмастырады, бұл да дыбысты дұрыс айтуға ықпал етпейді. Сондықтан, ата-аналар өз сөздеріне және баланы тәрбиелеу кезіндегі іс-әрекеттерге көп көңіл бөлуі керек.

Бұл онлайн курс ата-аналарға баланың туғаннан 5 жасқа дейінгі кезінде, яғни мектепке дейінгі кезеңде сөйлеу тілін дамытуға оң ықпал етіп, пайдалы жаттығулар, ойындарды іске асыру мен баламен дұрыс қарым-қатынас орнатуды үйретеді.

Әдебиеттер тізімі:

1. С. Н. Филоненко. Дистанционное образование: опыт и перспективы. МАУП, Киев, Украина: б.н.
2. В. К. Зарецкий. Десять конференций по проблемам развития особенных детей – десять шагов от инновации к норме.: Психологическая наука и образование. №1, 2005.

Aldungarov Tamirlan

3rd year student, Karaganda Technical University

Abildaeva Gulnur

Senior Lecturer, Karaganda Technical University

CREATING A WEBSITE FOR A BEAUTY SALON

Introduction

Modern sites have long moved away from information to plain text pages. Now web applications offer not only a lot of information, but also rich functionality to the user. In addition to textual information, the site may contain information in the form of images, video or audio. The web application also allows the user not only to view regular information, but also to work with various data, such as bank account status and account management. But this is just the tip of the iceberg of modern web technology. For a long time, there were browser games

online that were radically different from ordinary web pages. What the game will look like and how complex it will be depends only on the developer.

There are many ways to create applications for a web application developer, as well as a lot of software that allows you to perform any task. With the rapid development of Internet technology, you will never know what great news will come tomorrow. Web technologies are deepening and strengthening modern society. With the help of Web technologies, you can achieve a lot and make your work easier and more convenient.

1. Overview of existing web applications

To create a personal application, you need to look at existing web applications. Since the site for the beauty salon was chosen as a topic, we will consider several sites on a similar topic. The main pages of the sites taken as an example are shown in Figures 1.1-1.2.

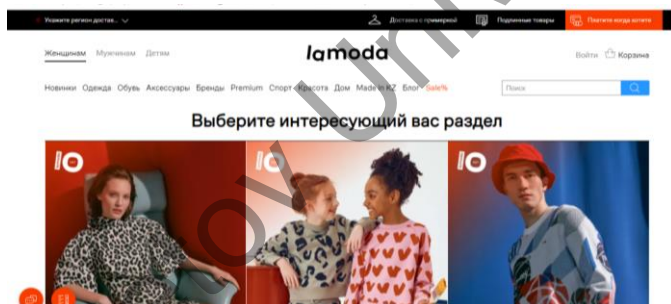


Figure 1.1. Home page of Lamoda.kz website




Figure 1.2. Home page of Redpark.kz website

The sites in question, despite the external differences, have common features in their structure. The main pages contain clothes from the online store, and links to the store's social networks.

2. Website

2.1 Description of the site

We know that the speed of information generation and development is growing. It is impossible to imagine a society living at a time of innovation without innovative technologies. Web pages are also used to sign up for a beauty salon and get information about the salon to alleviate people's problems. That is, people can sit at home, get information about the salon and sign up for a master at a convenient time.

Through the services section we can see the types of services provided in the salon. You can also see the staff working in the salon. There is also a section for subscriptions to the salon.

2.2 Project requirements

The project provides for compliance with a number of mandatory requirements:

1. The most convenient interface: site logic, structure and navigation system.
2. Unique, bright graphic solution: at the same time, the web design of the site should be made taking into account the tastes of the target audience, rather than the aesthetic views of the creators.
3. Web design should not interfere with the reception and reading of text.
4. The web design should be designed in such a way that it does not increase the loading speed of the site pages, regardless of all the details.

The following sections should be included on the site:

1. Home - A picture about beauty and tips for beauty.
2. Information about the beauty salon and the interior of the salon.
3. Types of services provided.
4. Service specialists.
5. Master subscription section.

The Web application should provide the fastest response to the user's actions. The Web application should have a simple and user-friendly interface. It should provide the user with only the information they need.

The web application should also be interactive, include animation elements and competent styling.

3. Project section

3.1 Design tools

Design tools are a set of tools for designing an information system and supporting a full life cycle within the chosen methodology.

Brackets HTML editor was used to design the web application.

Requirements for the system of brackets:

Processor: Intel® Core 2 or AMD Athlon® 64 processor; 2 GHz or faster.

Operating system: Microsoft Windows 7 update package 1 or updated version 1703 Windows 10 developers (build 10.0.15063) or later.

RAM: 2 GB RAM (4 GB recommended).

A portable server platform and MAMP software environment were also used for the work. The software package has a rich set of server software, a convenient, multifunctional thoughtful interface, and powerful capabilities for managing and configuring components. The platform is widely used to develop, customize and test web projects, as well as to provide web services on local networks. The Open Server Panel window is shown in Figure 2.1.



Figure 2.1 – MAMP

3.2 Web design of the application

Design is one of the key parts of a successful web application. The design of a web application should not only be recognizable, original and pleasing to the eye, but also make the information completely unreadable and illegal. Cascading tables of css styles are used to design the site. Light pink, blue and white were chosen as the primary colors for the development of the web application. The main blocks are presented in light pink and the text information is presented in deep blue.

On the main page there are models of clothes for sale.

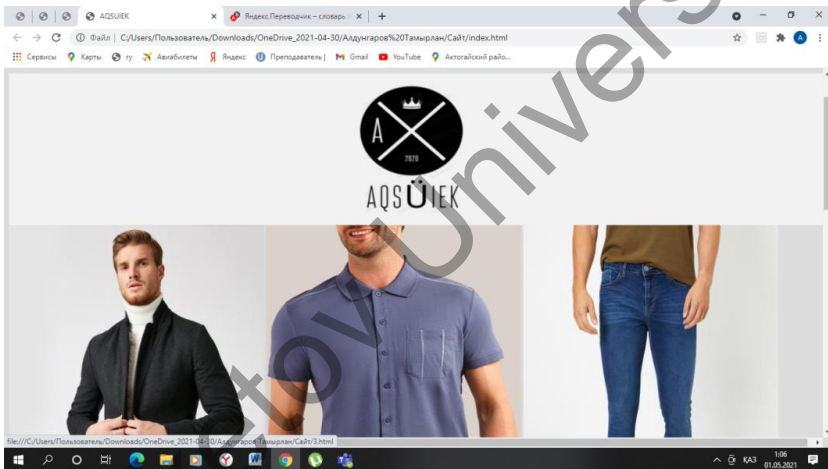


Figure 2.2 - Home page of the site

4. Practical part

4.1 Interface design

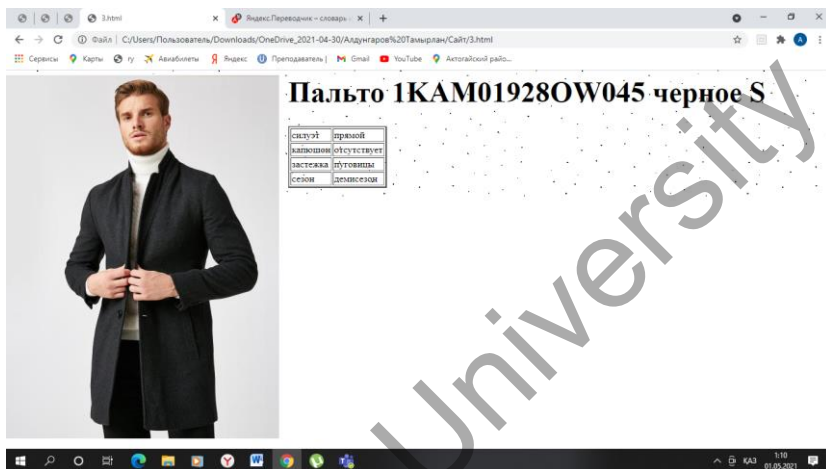
Common boundaries of the two functional Objects, the interface requirements of which are defined by the standard; a set of tools, methods and rules of interaction between the elements of the system (management, control, etc.).

Styling was done using CSS. Google fonts have also been added.

The main attributes used in the work:

- font: a universal property that allows you to set multiple font and text descriptions at the same time;

- font-size: determines the font size of the element;
- font-style: defines the font style - simple, italic or italic;
- font-weight: sets the font saturation. The value is set in 100 steps from 100 to 900. The normal font style is 400, the standard bold text is 700;



The hyperlink in the pictures gives information about the clothes (tab)

4.2 Description of the main modules of the site

The developed site has the following main modules: basic module; location module; feedback module.

The main module allows you to manage the structure and content of the site. Its main components are containers with textual and graphical information.

The feedback module is a form of sending messages created using Brackets and is part of the php code. The form is shown in Figure 3.1. After the message is sent, the PHP page opens with the message information. Its appearance is shown in Figure 3.2. Because the site is hosted on a local server, not all requests are mailed, but stored on a "server" in a specific directory. Each file contains information about one letter. The directory and file type are shown in Figure 3.3.

Форма авторизации

login

name

Войти

Figure 3.1 - Schedule of registration on the site

Сіз сәтті жазылдыңыз! Біздің салонға сенім артқаныз үшін рахмет!

Figure 3.2 - Page after sending the letter

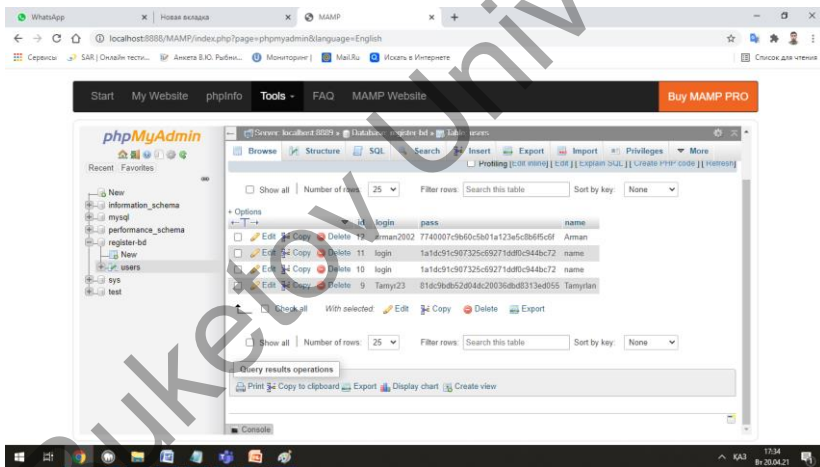


Figure 3.3 - Receipt type

Conclusion

During the work: the essence and features of work in Brackets, existing web applications, the main features of creating and managing sites, web-programming capabilities, capabilities of HTML, CSS, PHP web-programming languages, the purpose and methods of creating Web-pages;

The sections of this work describe the stages of web application development step by step: description of the topic area and project requirements, application architecture, design tools, application web design, database work, web application structure, template development, database creation, interface design, design, implementation and operation of the main application modules.

List of used literature:

1. HTML5 + CSS3. Fundamentals of modern WEB design (2018).
2. Harris, E.. PHP / MySQL for beginners / E. Harris // Moscow: Williams, 2015. - 328 p
3. David McFarland "The Big Book of CSS3" (2014)
5. Enter in CSS URL: <http://www.puzzleweb.ru/css/teacher> (application da-te: 16.03.20).

Анарметова М.

3 курс студенті, академик Е.А. Бөкетов атындағы Қарағанды университеті

Құлмуратова А.Н.

оқытушы, академик Е.А. Бөкетов атындағы Қарағанды университеті

«UIREN» ОҚУ ВЕБ-ПАРАҚША

XXI ғасыр – технология заманы. АТ мамандықтарға күннен-күнге сұраныс артып жатыр. Солардың бір бөлігі веб – әзірлеушілер, веб-парақша жасаушылар. Әр бір кәсіпорын болсын, сұлулық салоны болсын, мектеп болсын, барлығының жеке веб-парақшалары бар. Қазіргі заманда үйден шықпай, қажетті ақпаратты ғаламтордан, веб-парақшадан алуға мүмкіндік бар. Веб-парақша арқылы кәсіпорынның мекен-жайын, қай сала бойынша жұмыс жасайтынын, байланыс телефонын, почтасын, артықшылықтарын, мақсатын білудіңге болады. Білім алудың, үйренудің ерте немесе кеші болмайды. Ғаламторда веб-парақша жасау туралы сайттар жеткілікті. Бірақ қазақ тіліндегі парақшалар санаулы. Осы себепті мен «Uiren» оқу веб- парақшасын қазақ тілінде жасауды алдыма мақсат етіп алдым.