

INORGANIC CHEMISTRY

Article

UDC 546.2'24'87

<https://doi.org/10.31489/2022Ch1/92-98>

F.R. Aliyev^{1*}, E.N. Orujlu², D.M. Babanly³

¹Azerbaijan State Oil and Industry University, Baku, Azerbaijan;

²Institute Catalysis and Inorganic Chemistry named after M. Nagiyev, ANAS, Baku, Azerbaijan;

³French-Azerbaijani University, UFAZ, Baku, Azerbaijan

(*Corresponding author's e-mail: fariz_ar@hotmail.com)

Synthesis and study of a new mixed-layered compound GeBi_3Te_4 belonging to the $n\text{Bi}_2\text{-}m\text{GeBi}_2\text{Te}_4$ homologous series

In light of the structural properties of tetradymite-like layered chalcogenide compounds, the mixed-layered compound GeBi_3Te_4 was predicted and synthesized for the first time, which belongs to the $n\text{Bi}_2\text{-}m\text{GeBi}_2\text{Te}_4$ homologous series in the Ge-Te-Bi system. A polycrystal of a new phase was synthesized, and its single crystal was grown by the Bridgman–Stockbarger method. The obtained samples were investigated by differential thermal analysis (DTA) and powder X-ray diffraction (XRD). It was found that the compound melts peritectically at 563 °C and has a rhombohedral lattice-type structure with the following lattice parameters: $a = 4.3625$ (5) Å, $c = 31.381$ (2) Å (sp. gr R3m). The crystal structure of the layered van der Waals compound GeBi_3Te_4 consists of a repetition of seven-layer GeBi_2Te_4 packets and two-layer Bi packets in the form of -7-2-7-7-2-7-7-2-7- which differ from the previously discovered GeBi_4Te_4 phase, which consists of unit cells from only one seven-layer packet. The discovery of a new mixed-layered compound indicates the possibility of the formation of similar compounds in $\text{A}^{\text{IV}}\text{-B}^{\text{V}}\text{-Te}$ ($\text{A}^{\text{IV}} = \text{Ge, Sn, Pb}$; $\text{B}^{\text{V}} = \text{Sb, Bi}$) systems.

Keywords: Ge-Bi-Te ternary system, $n\text{Bi}_2\text{-}m\text{GeBi}_2\text{Te}_4$ homologous series, GeBi_3Te_4 , GeBi_4Te_4 , tetradymite-like structure, Bi-bilayers, crystal structure, topological insulators.

Introduction

In recent years, researchers have intensively studied the members of the homologous series $(\text{A}^{\text{IV}}\text{Te})_n(\text{B}_2^{\text{V}}\text{Te}_3)_m$ ($\text{A}^{\text{IV}} = \text{Ge, Sn, Pb}$; $\text{B}^{\text{V}} = \text{Sb, Bi}$) due to their extraordinary properties. These tetradymite-type layered ternary phases are potentially attractive thermoelectric materials with low thermal conductivity [1–6]. In addition, homologous members of $(\text{A}^{\text{IV}}\text{Te})_n(\text{B}_2^{\text{V}}\text{Te}_3)_m$ have been confirmed as three-dimensional topological insulators (TI) [7–11], which gave impetus to the study of the $\text{A}^{\text{IV}}\text{-B}^{\text{V}}\text{-Te}$ systems and the search for new layered compounds in the indicated systems. Since topological insulators can demonstrate many exotic properties, scientists believe that these materials have a huge perspective in the use of spintronics, quantum computers, medicine, protection systems, etc. [12–15].

An interesting feature of the $\text{Ge-B}^{\text{V}}\text{-Te}$ systems is that compounds belonging to the $n\text{GeTe} \cdot \text{B}_2^{\text{V}}\text{Te}_3$ homologous series are formed in the $\text{A}^{\text{IV}}\text{-B}^{\text{V}}\text{-Te}$ systems in addition to $\text{A}^{\text{IV}}\text{Te} \cdot m\text{B}_2^{\text{V}}\text{Te}_3$ homologous series. The crystal structure of Bi_2Te_3 -rich and GeTe -rich members of $n\text{GeTe} \cdot m\text{Bi}_2\text{Te}_3$ differ significantly from each other due to their structures [16–19]. The ternary compounds with GeTe -rich phase made up of identical slabs in which introduction of one GeTe bilayer unit to seven-layer packed increases the number of layers by two, giving 9-, 11-, and 13-layer slabs ($\text{Ge}_2\text{Bi}_2\text{Te}_5$, $\text{Ge}_3\text{Bi}_2\text{Te}_6$, and $\text{Ge}_4\text{Bi}_2\text{Te}_7$) [20]. Compounds with a high Bi_2Te_3 content are also built of two types of slabs: Seven-layer packets typical to GeBi_2Te_4 , which comprises

four anionic and three cationic layers and five-layered tetradymite. The general formula for these mixed layers can be written as $n\text{GeBi}_2\text{Te}_4 \cdot m\text{Bi}_2\text{Te}_3$, where n and m are the numbers of seven-layer and five-layer packets per unit cell, respectively. The slabs are bonded with each other by weak van der Waals forces.

The existence of another type of mix-layered compounds belonging to $n\text{B}_2^{\text{V}} \cdot m\text{B}_2^{\text{V}}\text{X}_3$ homologous series is also confirmed [21–23]. The crystal structure of this type of homologous series consists of repeating five-layered $\text{B}_2^{\text{V}}\text{X}_3$ and two-layered B_2^{V} packets connected by the van der Waals forces that are stacked along the c axes in an ordered manner.

Analysis of the literature shows that in the $\text{A}^{\text{IV}}\text{--B}^{\text{V}}\text{--Te}$ systems, along with the homologous series $(\text{A}^{\text{IV}}\text{Te})_n(\text{B}_2^{\text{V}}\text{Te}_3)_m$, there also exist ternary phases corresponding to the $n\text{B}_2^{\text{V}}\text{--}m\text{A}^{\text{IV}}\text{B}_2^{\text{V}}\text{Te}_4$ homologous series. The formation of such kinds of members is confirmed in numerous works: SnBi_4Te_4 [24], GeSb_4Te_4 [25], and GeBi_4Te_4 [26]. The existence of these compounds, in particular GeBi_4Te_4 , increases the probability of formation of other members of $n\text{Bi}_2\text{--}m\text{GeBi}_2\text{Te}_4$ homologous series in the Ge–Te–Bi system. Considering foresaid, in this paper, for the first time, a new van der Waals type of mixed-layered compound $\text{Bi}_2 \cdot 2(\text{GeBi}_2\text{Te}_4)$ was synthesized and studied, which comprises seven-layer GeBi_2Te_4 packets and two-layer Bi packets repeating along the c axis in the form of -7-2-7-7-2-7-7-2-7-.

Experimental

For synthesis GeBi_3Te_4 compound, high purity elements Ge (99.999 %, Alfa Aesar), Bi (99.999 %, Alfa Aesar), and Te (99.999 %, Alfa Aesar) (Table 1) were melted in a quartz ampoule according to stoichiometric amounts under the vacuum condition (10^{-2} Pa) at 800 °C for 3 hours and quenched in ice water. Then annealing was carried out at 450 °C for 1000 h to reach an equilibrium state. In the second part of the work, a single-crystal sample with GeBi_3Te_4 composition was grown by the vertical Bridgman–Stockbarger method. For this, a quartz ampoule with a conical bottom was sealed (10^{-2} Pa) and passed through the hot zone (650 °C) of the two-zone furnace into the cold zone (450 °C) at the 1.0 mm/h speed. As a result, bulk single-crystal ingots 2.5 cm in length and 0.8 cm in diameter were grown by the vertical Bridgman–Stockbarger method. The obtained samples were investigated by DTA and XRD methods.

X-ray diffraction analysis was performed at room temperature in the range $2\theta = 5\text{--}75$ degrees on a Bruker D2 PHASER diffractometer ($\text{CuK}_{\alpha 1}$ radiation). The “NETZSCH 404 F1 Pegasus” system was used for differential thermal analysis. DTA of the annealed alloy was carried out from room temperature to 800 °C with a heating and cooling rate of $5\text{ }^\circ\text{C min}^{-1}$. The crystal lattice parameters were calculated using the TOPAS V3.0 program.

Table 1

Information about initial elements

Element	CAS number	Source	Purity	Form
Germanium	7440-56-4	Alfa Aesar	99.999 %	Pieces
Tellurium	13494-80-9	Alfa Aesar	99.999 %	Lump
Bismuth	7440-69-9	Alfa Aesar	99.998 %	Polycrystalline lump

Results and Discussion

The polycrystalline sample of GeBi_3Te_4 was analyzed by powder X-ray diffraction method and obtained XRD patterns were compared with bismuth, GeBi_2Te_4 , and GeBi_4Te_4 (Figure 1). XRD pattern of GeBi_4Te_4 was taken from [26]. Comparison of diffraction lines of the synthesized polycrystalline sample with the bismuth, GeBi_2Te_4 , and GeBi_4Te_4 data shows that new diffraction lines appear on the diffraction pattern of the GeBi_3Te_4 sample. Using TOPAS V3.0 software, the XRD result of the new phase was indexed and identified as a GeBi_3Te_4 compound with a tetradymite-like layered structure and has the lattice parameter values $a = 4.3625$ (5) Å, $c = 31.381$ (2) Å (sp. gr R3m1).

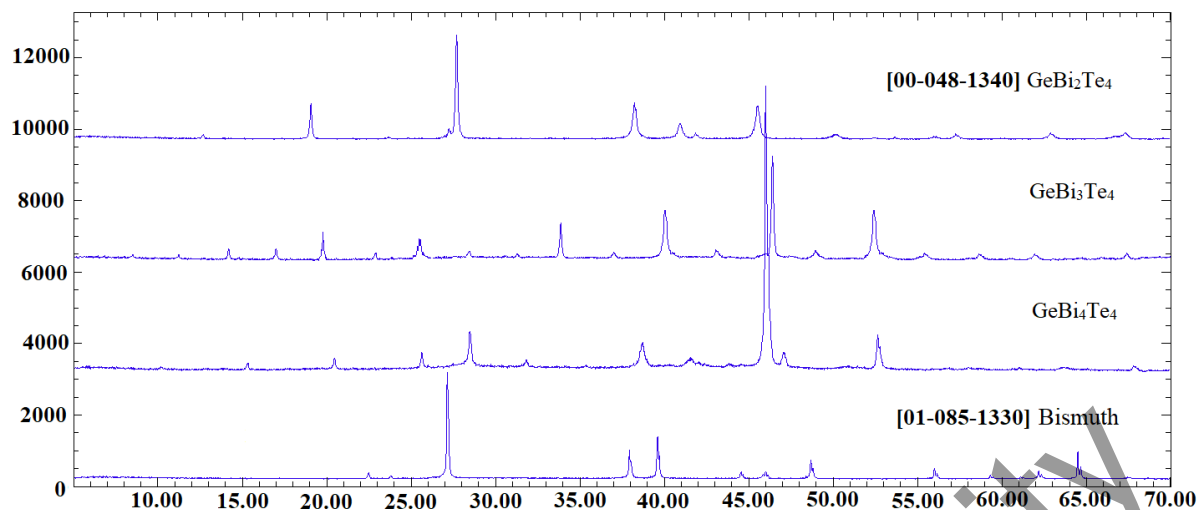


Figure 1. PXRD patterns of Bismuth, GeBi_2Te_4 , GeBi_3Te_4 , and GeBi_4Te_4

In Figure 2, the Rietveld refinement profile for the new synthesized GeBi_3Te_4 phase was shown. It is seen that all peak positions of the PXRD pattern are perfectly indexed with calculated lattice parameters.

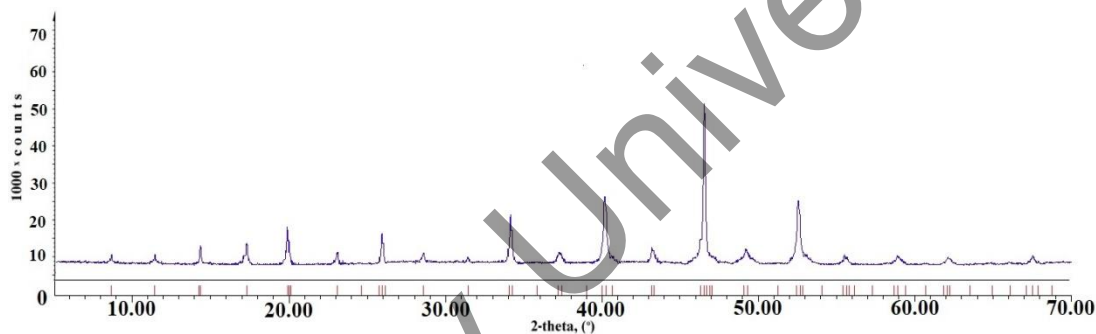
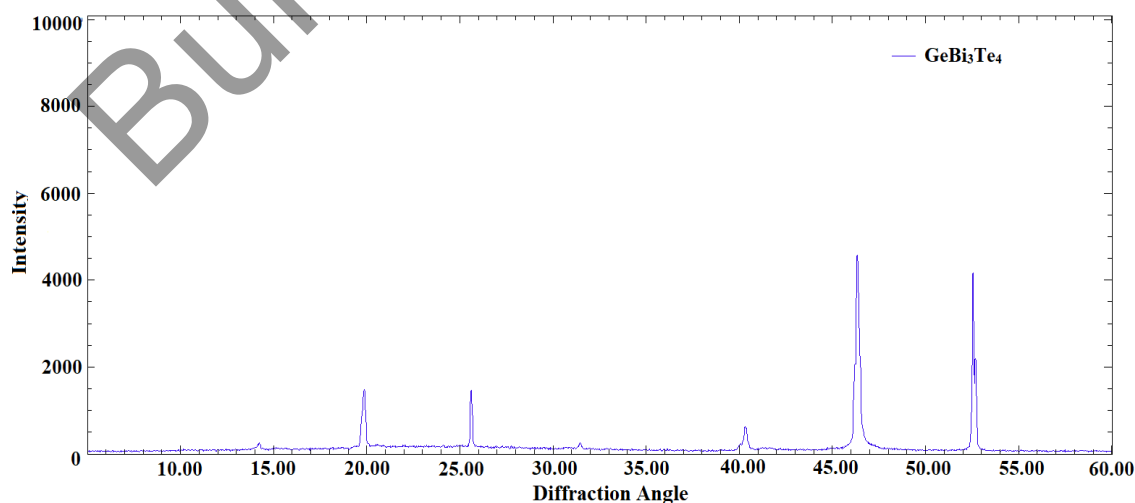


Figure 2. PXRD pattern for the GeBi_3Te_4

Analyses performed on the cleaved surface of the single-crystal sample, obtained by the Bridgman–Stockbarger method (nominal composition of GeBi_3Te_4), show that crystal comprises several phases along with the sample (Figure 3). The XRD results show that the primary crystallization phase is GeBi_3Te_4 , then comes a mix of two phases GeBi_3Te_4 and GeBi_4Te_4 , and finally pure phase of GeBi_4Te_4 . Subsequent research shows that no other ternary mixed-layered compounds were found.



a)

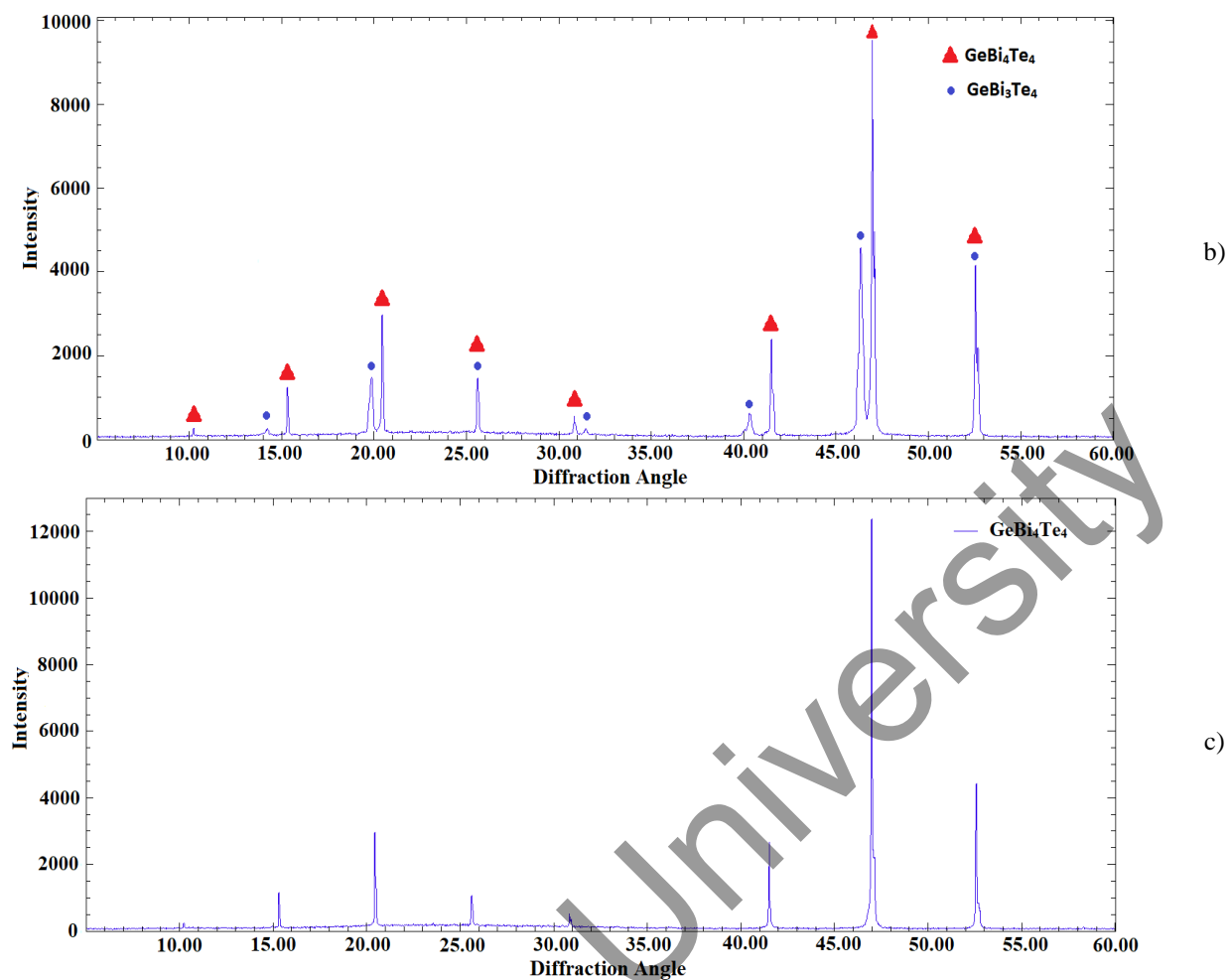


Figure 3. XRD pattern of a sample from the cleaved surface of the single-crystal a) GeBi_3Te_4 , b) $\text{GeBi}_3\text{Te}_4 + \text{GeBi}_4\text{Te}_4$, c) GeBi_4Te_4

The novel synthesized compound belongs to the tetradymite-type layered structure family where crystal structure consists of stacked together two rocksalt-type septuple blocks of Te-Bi-Te-Ge-Te-Bi-Te (GeBi_2Te_4 , sp. gr R-3m) and bismuth bilayer Bi-Bi (Figure 4) repeating along the c axis. Each atomic layer is strongly bonded with each other by covalent bonds, while weak van der Waals forces exist between blocks.

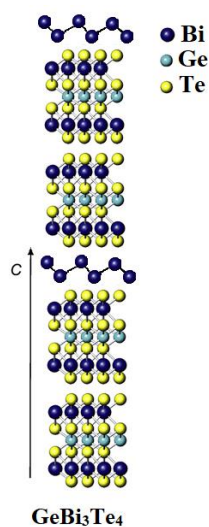


Figure 4. Crystal structure of GeBi_3Te_4

Figure 5 shows DTA results of the newly synthesized GeBi_3Te_4 phase which was analyzed from the powder sample. As can be seen, two endothermic effects are observed in the thermogram. The first and intensive endothermic effect noted at 563 °C belongs to the peritectic decomposition of the GeBi_3Te_4 compound, while the second endothermic effect at 585 °C refers to the end of melting. No additional effects are detected in DTA analysis which confirms that the synthesized sample is phase pure and does not contain any traces of other phases alongside GeBi_3Te_4 .

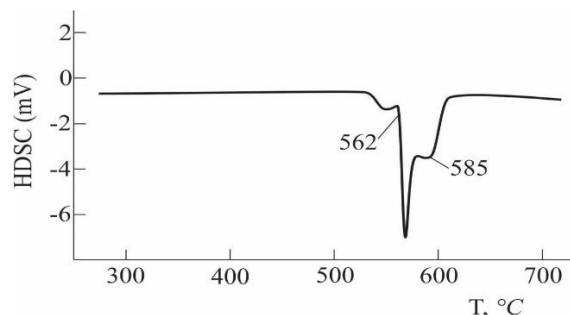


Figure 5. Heating thermogram of the GeBi_3Te_4 phase

Finding one more compound alongside GeBi_4Te_4 in $n\text{Bi}_2-m\text{GeBi}_2\text{Te}_4$ homologous series opens to researchers great opportunities for searching new mixed layered ternary compounds in another homologous series such as $n\text{B}_2^{\text{V}}-m\text{A}^{\text{IV}}\text{B}_4^{\text{V}}\text{Te}_7$ and $n\text{B}_2^{\text{V}}-m\text{A}_2^{\text{IV}}\text{B}_2^{\text{V}}\text{Te}_5$. New ternary materials with more complex and long-period mixed layered structures will potentially show more extraordinary properties.

Conclusions

In this paper, for the first time, the mixed-layered compound GeBi_3Te_4 was synthesized and analyzed which belongs to $n\text{Bi}_2-m\text{GeBi}_2\text{Te}_4$ homologous series in the Ge-Te-Bi system. Novel ternary compound melts peritectically at 563 °C and crystallizes: $a = 4.3625 (5) \text{ \AA}$, $c = 31.381 (2) \text{ \AA}$ (sp. gr R3m). The structure of the novel phase is consists of a repetition of seven-layer GeBi_2Te_4 and Bi bilayer packets in the -7-7-2-7-7-2-7-7-2- form. Finding a second ternary compound in $n\text{Bi}_2 - m\text{GeBi}_2\text{Te}_4$ increases the probability of the existence of other mixed-layered ternary compounds in $n\text{B}_2^{\text{V}}-m\text{A}^{\text{IV}}\text{B}_2^{\text{V}}\text{Te}_4$ homologous series. Synthesized novel phase has potential application as topological insulators.

Acknowledgements

This work has been carried out within the framework of the international joint research laboratory “Advanced Materials for Spintronics and Quantum Computing” (AMSQC) established between the Institute of Catalysis and Inorganic Chemistry of ANAS (Azerbaijan) and Donostia International Physics Center (Basque Country, Spain) and partially supported by the Science Development Foundation under the President of the Republic of Azerbaijan — Grant No. EIF-GAT-5-2020-3(37)-12/02/4-M-02.

References

- 1 Wu, D., Xie, L., Xu, X., He, & High, J. (2019). Thermoelectric Performance Achieved in $\text{GeTe}-\text{Bi}_2\text{Te}_3$ Pseudo-Binary via Van der Waals Gap-Induced Hierarchical Ferroelectric Domain Structure. *Adv. Funct. Mater.* 1806613. <https://doi.org/10.1002/adfm.201806613>
- 2 Madar, N., Givon, T., Mogilyansky, D., & Gelbstein, Y. (2016). High thermoelectric potential of Bi_2Te_3 alloyed GeTe-rich phases. *Journal of Applied Physics*, 120(3), [035102]. <https://doi.org/10.1063/1.4958973>
- 3 Junqin Li, Yucheng Xie, Chunxiao Zhang, Kuan Ma, Fusheng Liu, Weiqin Ao, Yu Li, & Chaohua Zhang. (2019). Stacking Fault-Induced Minimized Lattice Thermal Conductivity in the High-Performance GeTe-Based Thermoelectric Materials upon Bi_2Te_3 Alloying. *Alloying. Mater. Interfaces*. 20064–20072. <https://doi.org/10.1021/acsami.9b04984>
- 4 Di Wu, Lin Xie, Xiaolian Chao, Zupei Yang, & Jiaqing He (2019). Step-Up Thermoelectric Performance Realized in Bi_2Te_3 Alloyed GeTe via Carrier Concentration and Microstructure Modulations. *ACS Appl. Energy Mater.* 1616–1622. <https://doi.org/10.1021/acsaem.9b00057>

- 5 von Rohr, F., Schilling, A., & Cava, R.J. (2013). Single-crystal growth and thermoelectric properties of $\text{Ge}(\text{Bi},\text{Sb})_4\text{Te}_7$. *Journal of physics. Condensed matter : an Institute of Physics journal*, 25(7), 075804. <https://doi.org/10.1088/0953-8984/25/7/075804>
- 6 Omoto T., Kanaya, H., Ishibashi, H., Kubota, Y., Kifune, K., & Kosuga, A. (2016). Formation Phases and Electrical Properties of Ge-Bi-Te compounds with Homologous Structures. *Journal of electronic materials*, 45, 1478–1483. <https://doi.org/10.1007/s11664-015-4083-z>
- 7 Kampmeier, J., Weyrich, C., Lanus, M., Schall, M., Neumann, E., Mussler, G., Schäpers, T., & Grützmacher, D. (2016). Selective area growth of Bi₂Te₃ and Sb₂Te₃ topological insulator thin films. *Journal of Crystal Growth*, 443, 38–42. <https://doi.org/10.1016/j.jcrysgro.2016.03.012>
- 8 Politano, A., Caputo, M., & Nappini, S. (2014). Exploring the surface chemical reactivity of single crystals of binary and ternary bismuth chalcogenides. *J. Physical Chemistry C*, 21517–21522. <https://doi.org/10.1021/jp506444f>
- 9 Okamoto, K., Kuroda, K., & Miyahara, H. (2012). Observation of a Highly Spin-Polarized Topological Surface State in GeBi_2Te_4 . *Phys. Rev. B.*, 195304. <https://doi.org/10.1103/PhysRevB.86.195304>
- 10 Nurmamat, M., Okamoto, K., Siyuan, Zhu., Menshchikova, T V., Rusinov, I.P., & Korostelev, V.O. (2020). Topologically Nontrivial Phase-Change Compound GeSb_2Te_4 . *ACS nano*, 14, 9059–9065. <https://doi.org/10.1021/acsnano.0c04145>
- 11 Rabia Sultanaab, Nehac, P., Goyalab, R., Patnaikc, S., & Awanaa, V. (2017). Unusual non saturating Giant Magnetoresistance in single crystalline Bi_2Te_3 topological insulator. *Journal of Magnetism and Magnetic Materials*, 428, 213–218. <https://doi.org/10.1016/j.jmmm.2016.12.011>
- 12 Babanly, M.B., Chulkov, E.V, Aliev, Z.S., Shevelkov, A.V., & Amiraslanov, I.R. (2017). Phase Diagrams in Materials Science of Topological Insulators Based on Metal Chalcogenides. *Russian Journal of Inorganic Chemistry*, 62, 1703–1729. <https://doi.org/10.1134/S0036023617130034>
- 13 Viti, L., Coquillat, D., Politano, A., Kokh, K.A., Aliev, Z.S., & Babanly, M.B. (2016). Plasma-wave terahertz detection mediated by topological insulators surface states. *Nano Letters*, 80–87. <https://doi.org/10.1021/acs.nanolett.5b02901>
- 14 Otrokov, M.M., Klimovskikh, I.I., & Bentmann, H. (2019). Prediction and observation of the antiferromagnetic topological insulator. *Nature*, 416–422. <https://doi.org/10.1038/s41586-019-1840-9>
- 15 Papagno M., Ereemeev, S., Fujii, J., Aliev, Z.S., Babanly, M.B., Mahatha, S., Vobornik, I., & Mamedov, N. (2016). Multiple Coexisting Dirac Surface States in Three-Dimensional Topological Insulator $\text{PbBi}_6\text{Te}_{10}$. *ACS Nano*, 10, 3518–3524. <https://doi.org/10.1021/acsnano.5b07750>
- 16 Shelimova, L.E., Karpinskii, O.G., Kosyakov, V.I., Shestakov, V.A., & Zemskov, V.S. (2000). Homologous series of layered tetradymite-like compounds in Bi-Te and GeTe-Bi₂Te₃ systems. *Journal of Structural Chemist*, 81–87. <https://doi.org/10.1007/BF02684732>
- 17 Shelimova, L.E., Karpinskii, O.G., Zemskov, V.S, & Konstantinov P.P. (2000). Structural and Electrical Properties of Layered Tetradymite-like Compounds in the GeTe-Bi₂Te₃ and GeTe-Sb₂Te₃ Systems. *Inorganic Materials*, 36, 235–242. <https://doi.org/10.1007/BF02757928>
- 18 Shelimova, L.E., Karpinskii, O.G., Konstantinov, P.P., Avilov, E.S., & Kretova, M.A. (2004). Crystal Structures and Thermoelectric Properties of Layered Compounds in the ATe-Bi₂Te₃ (A = Ge, Sn, Pb) Systems. *Inorganic Materials*, 40, 451–460. <https://doi.org/10.1023/B:INMA.000027590.43038.a8>
- 19 Shelimova, L.E., Karpinskii, O.G., Kretova, M.A., & Zemskov, V.S. (2000). X-ray Diffraction Study of Ge-Bi-Te Mixed-Layer Ternary Compounds. *Inorganic Materials*, 36, 1108–1113. <https://doi.org/10.1007/BF02758926>
- 20 Alakbarova, T.M., Hans-Jürgen, Meyer, Orujlu, E.N., Amiraslanov, I.R., & Babanly, M.B. (2021). Phase Transitions Phase equilibria of the GeTe-Bi₂Te₃ quasi-binary system in the range 0–50 mol% Bi₂Te₃. *Phase Transitions*, 94, 366–375. <https://doi.org/10.1080/01411594.2021.1937625>
- 21 Manisha Samanta, & Kanishka Biswas (2020). 2D Nanosheets of Topological Quantum Materials from Homologous (Bi₂)_m(Bi₂Se₃)_n Heterostructures: Synthesis and Ultralow Thermal Conductivity. *Chemistry of Materials*, 8819–8826. <https://doi.org/10.1021/acs.chemmater.0c02129>
- 22 Pierre F.P. Poudeu (2005). Mercuri G. Kanatzidis. Design in solid state chemistry based on phase homologies. Sb₄Te₃ and Sb₈Te₉ as new members of the series (Sb₂Te₃)_m(Sb₂)_n. *Chem. Commun.*, 2672–2674. <https://doi.org/10.1039/B500695C>
- 23 Govaerts, K., Sluiter, M.H.F., Partoens, B., & Lamoen, D. (2012). Stability of Sb-Te layered structures: First-principles study. *Phys. Rev. B.*, 144114. <https://doi.org/10.1103/PhysRevB.85.144114>
- 24 Orujlu, E.N., Seidzade, A.E., Aliev, Z.S., Amiraslanov, I.R., & Babanly, M.B. (2020). Synthesis and crystal structure of a new 9P-type layered Van der Waals compound SnBi_4Te_4 . *Chemical Problems*, 1, 40–48. <https://doi.org/10.32737/2221-8688-2020-1-40-48>.
- 25 Matthias N. Schneider, & Oliver Oeckler Dr. (2009). GeSb_4Te_4 — a New 9P-Type Phase in the System Ge/Sb/Te. *Contributions Dedicated to Professor Arndt Simon on the Occasion of His 70th Birthday*, 137–143. <https://doi.org/10.1002/zaac.200900453>
- 26 Aliyev, F.R. (2021). Synthesis and Study of a Novel 9P-type Mixed Layered Tetradymite-Like GeBi_4Te_4 Compound in the Ge-Te-Bi System. *Physics and Chemistry of solid state*, 3, 401–406. <https://doi.org/10.15330/pcss.22.3.401-406>

Ф.Р. Алиев, Э.Н. Оруджлу, Д.М. Бабанлы

$n\text{Bi}_2-m\text{GeBi}_2\text{Te}_4$ гомологтық қатарына жататын GeBi_3Te_4 жаңа аралас-қатпарлы қосылыстарын синтездеу және зерттеу

Бұрыннан белгілі тетрадимит тәрізді қабаттасқан халькогенидті қосылыстардың құрылымдық қасиеттерін ескере отырып, Ge-Te-Vi жүйесінде $n\text{Bi}_2-m\text{GeBi}_2\text{Te}_4$ гомологтық қатарына жататын жаңа тетрадимит тәрізді аралас-қатпарлы GeBi_3Te_4 қосылысы болжанып, синтезделді. Жаңа фазалық поликристал синтезделіп, оның монокристалы Бригман–Стокбаргер әдісімен алынды. Алынған үлгілер дифференциалды термиялық талдау (ДТТ) және рентгендікфазалық талдау (РФТ) арқылы зерттелді. Қосылыс 563 °C температурада перитектикалық балкитыны анықталды және тор параметрлерінің мынадай мәндері бар: $a = 4,3625(5) \text{ \AA}$, $c = 31,381(2) \text{ \AA}$ (sp. gr R3m). GeBi_3Te_4 Ван дер Ваальс қатпарлы қосылысының кристалдық құрылымы қабатты -7-2-7-7-2-7-2-7- түріндегі GeBi_2Te_4 жеті қабатты пакеттері мен Vi екі қабатты пакеттерінің қайталануынан тұрады. Ол бұрын ашылған элементарлы ұяшыққа тек бір ғана жеті қабатты пакетті бірлік ұяшықтан тұратын GeBi_4Te_4 фазасынан басқаша болады. Жаңа аралас-қабатты қосылыстың ашылуы AIV–BV–Te (AIV = Ge, Sn, Pb; BV = Sb, Bi) жүйелерінде ұқсас қосылыстардың болуы мүмкіндігін көрсетеді.

Клт сөздер: Ge-Vi-Te үштік жүйесі, $n\text{Bi}_2-m\text{GeBi}_2\text{Te}_4$ гомологиялық қатар, GeBi_3Te_4 , GeBi_4Te_4 , тетрадимиттәрізді құрылым, Vi-бикабаттар, кристалдық құрылым, топологиялық изоляторлар.

Ф.Р. Алиев, Э.Н. Оруджлу, Д.М. Бабанлы

Синтез и исследование нового смешанно-слоистого соединения GeBi_3Te_4 , принадлежащего к $n\text{Bi}_2-m\text{GeBi}_2\text{Te}_4$ гомологическому ряду

Учитывая структурные свойства уже известных тетрадимитоподобных слоистых халькогенидных соединений, в системе Ge–Te–Vi было предсказано и синтезировано новое тетрадимитоподобное смешанно-слоистое соединение GeBi_3Te_4 , относящееся к $n\text{Bi}_2-m\text{GeBi}_2\text{Te}_4$ гомологическому ряду. Поликристалл новой фазы был синтезирован, а его монокристалл выращен методом Бригмана–Стокбаргера. Полученные образцы исследовали методами дифференциального термического анализа (ДТА) и рентгенофазового анализа (РФА). Было обнаружено, что соединение плавится перитектически при температуре 563 °C и имеет следующие значения параметров решетки: $a = 4,3625(5) \text{ \AA}$, $c = 31,381(2) \text{ \AA}$ (sp. gr R3m). Кристаллическая структура слоистого соединения Ван-дер-Ваальса GeBi_3Te_4 состоит из повторения семислойных пакетов GeBi_2Te_4 и двухслойных пакетов Vi в форме -7-2-7-7-2-7-2-7-, которая отличается от обнаруженной ранее фазы GeBi_4Te_4 , состоящей в элементарной ячейке всего лишь из одного семислойного пакета. Открытие нового смешанно-слоистого соединения указывает на возможность существование подобных соединений в A^{IV}–B^V–Te (A^{IV} = Ge, Sn, Pb; B^V = Sb, Bi) системах.

Ключевые слова: тройная система Ge–Vi–Te, гомологический ряд $n\text{Bi}_2-m\text{GeBi}_2\text{Te}_4$, GeBi_3Te_4 , GeBi_4Te_4 , тетрадимитоподобная структура, Vi-бислои, кристаллическая структура, топологические изоляторы.

Information about authors

Aliyev, Fariz Ramiq — PhD student, Researcher, Azerbaijan State Oil and Industry University, 16/21 Azadliq avenue, AZ-1010 Baku, Azerbaijan; e-mail: fariz_ar@hotmail.com; <https://orcid.org/0000-0003-1709-0164>

Orujlu, Elnur Nəcəf — PhD student, Researcher, Institute of Catalysis and Inorganic Chemistry named after academician M.Nagiyevev, Azerbaijan National Academy of Sciences, 113, H. Javid avenue, Baku, AZ-1143, Baku, Azerbaijan; e-mail: elnur.oruclu@yahoo.com; <https://orcid.org/0000-0001-8955-7910>

Babanly, Dunya Mahammad — Doctor of Chemical sciences, Associate Professor. French-Azerbaijani University, UFAZ, 183 Nizami St, AZ-1010 Baku, Azerbaijan; e-mail: dunya.babanly@ufaz.az; <https://orcid.org/0000-0002-8330-7854>