

V.S. Abukenova, Zh.Zh. Blyalova

*Ye.A. Buketov Karaganda State University, Kazakhstan
(E-mail: zhanerke1807@mail.ru)*

Specification of odonatafauna species diversity in some areas of Karaganda region

The article provides information on the species composition of dragonflies in some areas of Karaganda region. Specified period, number and place of collection of odonatafauna areas are study. In order to identify the species composition according to literary sources, the author pays special attention to the peculiarities of the morphology of the Odonata. An updated faunal list of species of dragonflies submitted of the vicinities of Karaganda region. Dominant and concomitant types of dragonflies are determined. It is revealed that the background form a family of *Libellulidae*. In general, to the conditions of the Karaganda region the most common representatives of the family of *Libellulidae*, in our collections this family is represented by four genera and seven species. Dominant on the number of occurrence of the species in the city of Karaganda of the dragonfly *Sympetrum flaveolum*, codominant is *Lestes barbarus* F., rare species is *Libellula fulva* Mull., and in Shakhtinsk is the dominant species *Libellula quadrimaculata* L., codominant is *Orthetrum cancellatum* L., rare species is *Platycnemus pennipes*, Pall. and *Cordulia aenea* L. The characteristic features of biology and ecology of mass species are highlighted and described. The article also discusses the features of seasonal activity of dragonflies, marked daily peaks of activity and mating periods.

Keywords: dragonflies, odonatafauna, Family *Lestidae*, Family *Coenagrionidae*, Family *Aeschnidae*, Family *Corduliidae*, Family *Libellulidae*.

A detachment of dragonflies is a unique group of insects. Dragonflies are one of the oldest groups of terrestrial arthropods that are over 300 million years old. But nevertheless, above all, they are distinguished by a high morphological specialization, due to which dragonflies are referred to a special department or infrared class, opposed to all other winged insects. Despite the antiquity, dragonflies possess many features of biological progress, such as universal distribution, species diversity (about 6 thousand species), abundance in aquatic and near-water biocenoses. This group of animals, almost completely occupies an ecological niche of air predators. Alternation of the aquatic and terrestrial phases of development with a relatively large biomass of dragonflies causes their significant contribution to the circulation of matter and energy in biogeocenoses.

Dragonflies have not only important biogeocenotic, but also economic significance. The role of dragonflies in mass extermination of bloodsucking insects, and in some cases pests of agriculture and forestry is widely known.

Dragonflies serve as a model object for a variety of biological research. When working with them, many interesting results were obtained in the field of ecology and animal physiology, ethology, zoogeography and a number of other scientific disciplines.

All these reasons explain the increased interest in dragonflies of many specialists. The section of entomological science associated with the study of dragonflies was called odonatology, formed from the Latin name of the detachment of dragonflies — Odonata, which means «toothed». This name was derived from the presence of sharp tooth-like outgrowths on the jaws. In the field of odontology, more than 700 researchers from different countries are currently working. To improve the coordination of odontological research and increase their effectiveness in 1971, the International Society of Odonatologists — The Societas Internationalis Odonatologica (S.I.O.) was founded with the headquarters of the University of Utrecht in the Netherlands. The Society publishes its journal *Odonatologica* and regularly holds symposia in various countries around the world. The creation of an international society and its printed organ has sharply increased interest in odonatology. In many countries, the national offices of S.I.O. were established, and they began to publish their periodicals. In 1998, on the initiative of zoologists of the Kabardino-Balkar State University and the Institute of Systematics and Ecology of Animals of the Siberian Branch of the Russian Academy of Sciences, the Russian branch of S.I.O.

The number of publications on dragonflies in the world scientific literature is growing, and only in the abstract section of the journal *Odonatologica* from 1971 to the present, abstracts of more than 14,000 odonatological works published during this period have been cited.

Despite this flow of information, problems remain that are given insufficient attention. One of these problems is the lack of research on regional odonatofauna.

Materials and methods of research

The material was collected in Shaktinsk (15.06.17 – 15.08.17), as well as student fees in the Karaganda region (during the summer practices 5.06.16 – 25.06.16 and 4.06.17 – 16.06.17).

All fees were spent net. Universal net is a bag of nylon, tulle or gauze, hung on a hoop, which is attached to a stick. The shape of the bag can be rounded, flat or conical. The length of the bag is equal to two diameters of the hoop. The recommended dimensions are 35.7 cm [1, 2], 30 cm [3]. The length of the stick varies depending on the purpose of the net. recommend a stick length of 1.5 m; 1.0 m; 0.5 m; the thickness of the stick is 3–4 cm. The round hoop is made of wire and attached to a stick.

During the collection of dragonflies, a stain was used — a glass jar containing cotton wool, moistened with a mixture of acetic ether and chloroform (1: 1) and pieces of corrugated filter paper to absorb the moisture released by insects.

For special fixation of insects, a solution was used: 1 part of phenol, 1 part of acetic acid, 8 parts of distilled water.

Preparing insects for mounting. In a deep desiccator, washed and calcined river sand was poured onto the bottom. It was laid down with paper litter, and insects of approximately the same size are placed on the litter (after preliminary moistening of the sand to saturation). The dragonflies were pierced in the *razpravilku*, and then mounted in a collection of dried dragonflies. Each dragonfly was mounted on pins and supplied with two labels. Labels size 18×8 mm, they are signed using the selected computer font. The label No. 1 contains: an indication of the collection point; date of collection; surname of the collector. Label No. 2 contains information on environmental conditions, plant crops and other information. Collection, processing of material and definition were carried out under the guidance of determinants: B.M. Mamaev [4] and G.N. Gornostaeva [5], B.F. Belysheva [6].

Results and its discussion

In the general classification system, dragonflies occupy a certain place.

Type Arthropoda.

Subtype Tracheata (Tracheata).

Superclass Insects (Insecta Hexapoda).

Class Open-mouthed, or Present insects (Insecta — Ectognatha).

Order of the Dragonfly (Odonata).

In the Karaganda region, the following families of the Odonata detachment are registered:

1. Family *Lestidae*;
2. Family *Coenagrionidae*;
3. Family *Aeschnidae*;
4. Family *Corduliidae*;
5. Family *Libellulidae* (Table).

Table

Characteristics of the species composition of dragonflies in the study areas

| № | Families and Species | Collection period | Amount of collection | Place of Collection |
|---|---|-------------------|----------------------|---------------------------------|
| 1 | 2 | 3 | 4 | 5 |
| 1 | Family <i>Lestidae</i> <i>Lestes barbarus</i> F. | 5.06.16–25.06.16 | 8 | Neighborhoods of Karaganda City |
| 2 | Family <i>Coenagrionidae</i> <i>Platycnemus pennipes</i> Pall. | 15.06.17–15.08.17 | 1 | Neighborhoods of Shaktinsk town |
| 3 | Family <i>Coenagrionidae</i> <i>Nehalennia speciosa</i> Charp. | 4.06.17–27.06.17 | 5 | Neighborhoods of Karaganda City |
| 4 | Family <i>Aeschnidae</i> <i>Aeschna juncea</i> L. | 15.06.17–15.08.17 | 6 | Neighborhoods of Shaktinsk town |

Continuation of Table

| 1 | 2 | 3 | 4 | 5 |
|----|--|-------------------|----|----------------------------------|
| 5 | Family <i>Aeschnidae</i> <i>Aeschna cyanea</i> Mull. | 5.06.16–25.06.16 | 7 | Neighborhoods of Karaganda City |
| 6 | Family <i>Corduliidae</i> <i>Somatochlora flavomaculata</i> V. d. Lind. | 15.06.17–15.08.17 | 8 | Neighborhoods of Shakhtinsk town |
| 7 | Family <i>Corduliidae</i> <i>Cordulia aenea</i> L. | 25.05.17–15.08.17 | 1 | Neighborhoods of Shakhtinsk town |
| 8 | Family <i>Libellulidae</i> <i>Libellula quadrimaculata</i> L. | 15.06.17–15.08.17 | 10 | Neighborhoods of Shakhtinsk town |
| 9 | Family <i>Libellulidae</i> <i>Sympetrum vulgatum</i> L. | 4.06.17–27.06.17 | 13 | Neighborhoods of Karaganda City |
| 10 | Family <i>Libellulidae</i> <i>Sympetrum flaveolum</i> | 4.06.17–27.06.17 | 11 | Neighborhoods of Karaganda City |
| 11 | Family <i>Libellulidae</i> <i>Libellula fulva</i> Mull. | 4.06.17–27.06.17 | 2 | Neighborhoods of Karaganda City |
| 12 | Family <i>Libellulidae</i> <i>Orthetrum cancellatum</i> L. | 15.06.17–15.08.17 | 9 | Neighborhoods of Shakhtinsk town |
| 13 | Family <i>Libellulidae</i> <i>Leucorrhinia albifrons</i> Burn. | 15.06.17–15.08.17 | 4 | Neighborhoods of Shakhtinsk town |
| 14 | Family <i>Libellulidae</i> <i>Sypetrum sanguineum</i> | 4.06.17–27.06.17 | 2 | Neighborhoods of Shakhtinsk town |

In summer (15.06.17–15.08.17), and also for the period of summer practices of 2016 (5.06.16–25.06.16) and 2017 (4.06.17–16.06.17), we collected 14 species of dragonflies belonging to 10 childbirth and 5 families.

It is revealed that in the natural environment in the adult phase appear at the end of May and fly throughout the summer (some species are also found in September). Some, such as the four-spotted dragonfly (*Libellula quadrimaculata* L.) are not observed in the middle of July. In the phasic phase, the following representatives are encountered. Odonata: Salmon yellow-spotted (*Somatochlora flavomaculata* V. d. Lind.), Common dragonfly (*Sympetrum vulgatum* L.), Yellow dragonfly (*Sympetrum flaveolum*), Latticed dragonfly (*Orthetrum cancellatum* L.). Representatives of families Sem. Lestas (*Lestidae*), Arrows (*Coenagrionidae*), Aomediae (*Aeschnidae*), Babki (*Corduliidae*), Dragonflies present (*Libellulidae*) [7, 8].

In the vicinity of the town of Shakhtinsk, the dragonfly species were found in parks, gardens, which we associate with a lesser concern factor, besides some species such as the *Sympetrum vulgatum*, the yellow dragonfly *Sympetrum flaveolum*, the four-spotted dragonfly (*Libellula quadrimaculata* L.) during the summer, travel long distances and fly far away from water bodies. Dragonflies are predators and during studies it was noted that they hunt mosquitoes, in some cases the largest dragonflies hunted individuals from other families, mostly belonging to the suborder of the Aevewing. Mating in most species of dragonflies is observed in mid-July, and egg laying occurs mainly in late July – early August.

In general, the representatives of the family Dragonfly are the most common species of the Karaganda region (*Libellulidae*), in our collections this species is represented by 4 genera and 7 species (Fig. 1).

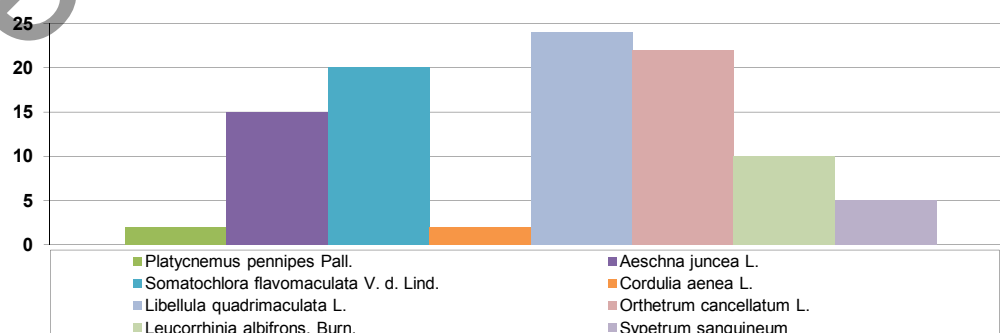


Figure 1. The structure of the families of the order Odonata

The dominant species in the city of Karaganda is the yellow dragonfly (*Sympetrum flaveolum*), codon foreign (*Lestes barbarus* F.), rarely there is a red dragonfly (*Libellula fulva* Mull.) (Fig. 2).

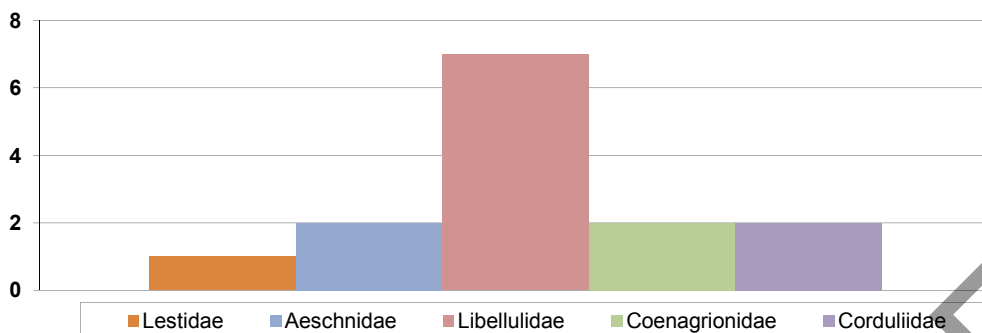


Figure 2. Structure of Species of the city of Karaganda

The dominant species in Shakhtinsk the dominant is the Dragonfly the four-spotted (*Libellula quadrimaculata* L.), the codon of the dragonfly (*Orthetrum cancellatum* L.), the small-bodied species is the flat-footed *Platycnemus pennipes* Pall., and the bronze head (*Cordulia aenea* L.) (Fig. 3) [9–11].

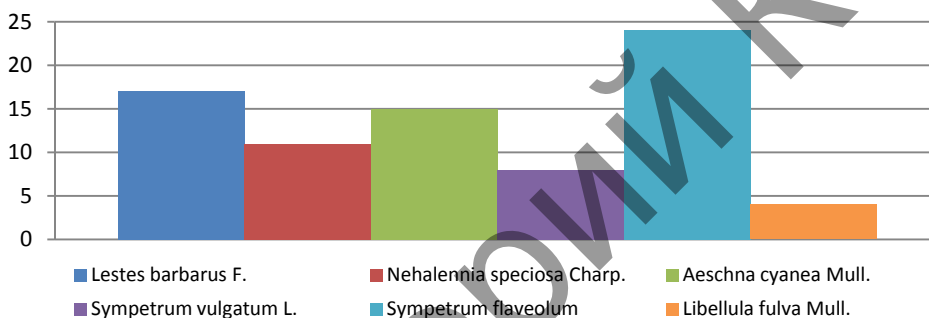


Figure 3. Structure of species in Shakhtinsk

Based on the results of the work done, the following conclusions can be drawn:

- In the Karaganda region 14 species of dragonflies were identified belonging to 10 genera and 5 families.
- The background is formed by a family of *Libellulidae*.
- The *Libellula quadrimaculata* L. is dominated by the occurrence frequency of the dragonfly. There were three peaks of activity: morning, afternoon and afternoon that we associate with the trophic species.
- Spring-summer species include of *Lestes barbarus* F., *Libellula quadrimaculata* L., *Sympetrum flaveolum*; until the fall there is *Aeschna juncea* L., *Sypetrum sanguineum*.
- Far away from the breeding places fly away: *Libellula quadrimaculata* L., *Sympetrum flaveolum*, *Sypetrum sanguineum*, *Sympetrum vulgatum* L.
- There is less biodiversity in the vicinity of Karaganda than in the vicinity of Shakhtinsk, which is explained by a lower concern factor.

References

- 1 Определитель насекомых европейской части СССР / под ред. Г.С. Медведева — Л.: Наука, 1986. — Т. 3. — 309 с.
- 2 Фасулати К.К. Полевое изучение наземных беспозвоночных / К.К. Фасулати. — М.: Высш. шк., 1971. — 423 с.
- 3 Материалы к изучению фауны и экологии насекомых центральных районов лесостепи Украины / под ред. А.Ф. Крышталь. — Киев: Изд-во Киев. ун-та, 1963. — 199 с.
- 4 Мамаев Б.М. Определитель насекомых европейской части СССР / Б.М. Мамаев. — М.: Просвещение, 1976. — 303 с.
- 5 Горностаев Г.Н. Насекомые СССР / Г.Н. Горностаев. — М.: Мысль, 1970. — 372 с.
- 6 Мир дикой природы: Озера, пруды и болота / под ред. А.И. Ким. — М.: Росмэн, 1998. — 168 с.

- 7 Попова А.Н. Личинки стрекоз. Определители по фауне СССР / А.Н. Попова. — М.: Мысль, 1953. — 247 с.
- 8 Бартев А.Н. Опыт биологической группировки стрекоз европейской части СССР. Ч. 2 / А.Н. Бартев // Зоологический журнал. — 1932. — Т. 11, № 1. — С. 3–60.
- 9 Чаплина И.А. Фауна и экология стрекоз Казахстана: дис. ... канд. биол. наук / И.А. Чаплина. — Новосибирск, 2004. — 257 с.
- 10 Харитонов А.Ю. Суточные ритмы активности стрекоз / А.Ю.Харитонов, С.Н.Борисов // Фауна и экология стрекоз. Новосибирск: Наука, Сиб. отд., 1989. — С. 77–85.
- 11 [ЭР]. Режим доступа: <http://www.dissercat.com/content/fauna-i-ekologiya-strekoz-tsentralnogo-kavkaza>.

В.С. Абуkenова, Ж.Ж. Блялова

Қарағанды облысы кейбір аймақтардың одонатофауна түрлер құрамының сипаттамасы

Мақалада Қарағанды мен Шахтинск қалаларының маңайындағы инеліктер түрлерінің құрамы туралы жазылған. Зерттеу аймағындағы одонатофаунаның жинау кезеңі, саны және орны көрсетілді. Анықтау мақсатында түрлік құрамы бойынша әдебиеттерді зерттеп, авторлар *Odonata* морфология ерекшеліктеріне ерекше көңіл бөлуде. Қарағанды облысындағы кейбір аудандардағы инелік түрлерінің фаунистикалық тізімі ұсынылған. Зерттеу нәтижелері бойынша фон құрайтын *Libellulidae* тұқымы болып есептеледі. Инелік түрлерінің басым және ілеспе түрлері анықталған. Жалпы Қарағанды облысының кең тараған тұқымдастығының өкілдері — *Libellulidae*, біздің жиындарында бұл тұқымдаста төрт тектері және жеті түрлері ұсынылған. Басымдыққа саны бойынша кездесу түрімен Қарағанды қаласында *Sympetrum flaveolum* болып, кодоминант түрі *Lestes barbarus* F., сирек кездесетін *Libellula fulva* Mull. болып табылды. Ал Шахтинск қаласында доминантты түр *Libellula quadrimaculata* L., кодоминантты түр *Orthetrum cancellatum* L., сирек кездесетін түрлері: *Platycnemus pennipes* Pall., *Cordulia aenea* L. болып табылады. Сондай-ақ мақалада инеліктердің маусымдық, тәуліктік белсенділігі мен шағылысу кезеңдердің ерекшеліктері жан-жақты қарастырылды.

Кілт сөздер: инеліктер, одонатофауна, *Lestidae* тұқымдасы, *Coenagrionidae* тұқымдасы, *Aeschnidae* тұқымдасы, *Corduliidae* тұқымдасы, *Libellulidae* тұқымдасы.

В.С. Абуkenова, Ж.Ж. Блялова

Характеристика видового состава одонатофауны некоторых территорий Карагандинской области

В статье приведены сведения о видовом составе стрекоз окрестностей города Караганды и города Шахтинска. Указаны период, количество и место сбора одонатофауны районов исследования. В целях выявления видового состава по литературным источникам автор особое внимание акцентирует на особенностях морфологии отряда *Odonata*. Представлен уточненный фаунистический список видов стрекоз исследуемых окрестностей Карагандинской области. Определены доминирующие и сопутствующие виды стрекоз. Выявлено, что фон образует семейство Стрекозы настоящие (*Libellulidae*). В целом в условиях Карагандинской области наиболее распространены представители семейства Стрекозы настоящие (*Libellulidae*), в наших сборах этот вид представлен четырьмя родами и семью видами. Доминирующим по числу встречаемости видом в городе Караганде является Стрекоза желтая (*Sympetrum flaveolum*), кодоминирующим — Лютка иноземная (*Lestes barbarus* F.), редко встречается Стрекоза рыжая (*Libellula fulva* Mull.), а в городе Шахтинске доминантом является Стрекоза четырехпятнистая (*Libellula quadrimaculata* L.), кодоминантом — Стрекоза решетчатая (*Orthetrum cancellatum* L.), маловстречающиеся виды это Плосконожка обыкновенная (*Platycnemus pennipes* Pall.) и Бабка бронзовая (*Cordulia aenea* L.). Выделяются и описываются характерные особенности биологии и экологии массовых видов. В статье также рассматриваются особенности сезонной активности стрекоз, отмечены суточные пики активности и периоды спаривания.

Ключевые слова: стрекозы, одонатофауна, семейство Лютки, семейство Стрелки, семейство Коромысло, семейство Бабки, семейство Стрекозы настоящие.

References

- 1 Medvedev, G.S. (Eds.). (1986). (Vol. 3). *Opredelitel nasekomykh evropeiskoi chasti SSSR [The determinant of insects in the European part of the USSR]*. Leningrad: Nauka [in Russian].

- 2 Fasulati, K.K. (1971). Polevoe izuchenie nazemnykh bespozvonochnykh [Field study of terrestrial invertebrates]. Moscow: Vysshaya shkola [in Russian].
- 3 Kryshal, A.F. (Eds.). (1963). *Materialy k izucheniiu fauny i ekologii nasekomykh centralnykh raionov lesostepi Ukrainy* [Materials for the study of fauna and ecology of insects in the central regions of the forest-steppe of Ukraine]. Kiev: Kiev University Publ. [in Russian].
- 4 Mamaev, B.M. (1976). *Opredelitel nasekomykh evropeiskoi chasti SSSR* [The determinant of insects in the European part of the USSR]. Moscow: Prosveshchenie [in Russian].
- 5 Gornostaev, G.N. (1970). *Nasekomye SSSR*. [Insects of the USSR]. Moscow: Mysl [in Russian].
- 6 Kim, A.I. (Eds.). (1998). *Mir dikoi prirody: Ozera, prudy i bolota* [World of Wildlife: Lakes, ponds and swamps]. Moscow: Rosmen [in Russian].
- 7 Popova, A.N. (1953). *Lichinki strekoz. Opredeliteli po faune SSSR*. [Larvae of dragonflies. Determinants of the USSR fauna]. Moscow: Mysl [in Russian].
- 8 Bartenev, A.N. (1932). Opyt biologicheskoi hrupirovki strekoz evropeiskoi chasti SSSR. Chast 2. [The experience of the biological grouping of dragonflies in the European part of the USSR. Part 2]. *Zoolohicheskii zhurnal — Zoological Journal*, 11, 1, 3–60 [in Russian].
- 9 Chaplina, I.A. (2004). Fauna i ekologiya strekoz Kazakhstana [Fauna and ecology of dragonflies of Kazakhstan]. *Candidate's thesis*. Novosibirsk [in Russian].
- 10 Kharitonov, A.Yu., & Borisov, S.N. (1989). Sutochnye ritmy aktivnosti strekoz [Diurnal rhythms of dragonfly activity]. *Fauna i ekologiya strekoz* [Fauna and ecology of dragonflies]. Novosibirsk: Nauka, Sibirskoe otdelenie [in Russian].
- 11 Retrieved from <http://www.dissercat.com/content/fauna-i-ekologiya-strekoz-tsentralnogo-kavkaza> [in Russian].

РЕПОЗИТОРИЙ КАРГУ